


Ireland's Involvement in FP7

Food, Agriculture and Fisheries, and Biotechnology (FAFB)
Strengthening Ireland's FP7 involvement
Dept. of Agriculture, Fisheries & Food, 29 April 2010

imelda.lambkin@enterprise-ireland.com

+353-1-727 2665

<http://www.fp7ireland.com>




FP7 – the opportunity for Ireland

- Participation of Ireland's research institutions, SMEs and multinationals in high-calibre research collaborations with European counterparts [budget of €50 billion from 2007 to 2013]
- Recent national investment in research means Ireland can participate in FP7 from a far stronger position than before [design of FP7 suits the needs of Irish researchers; its adapted to encourage industry participation, the application process has been simplified, industry-specific targets set and higher funding rates agreed]
- As economic conditions have deteriorated nationally (and internationally), FP7 comes into its own as a non-exchequer funding source [budget stability guaranteed and growing year on year]




Ireland's involvement to date

- 2,322 applicants from Irish-based organisations in proposal submissions (from December 2006 to October '09)
- 546 applicants successful - receiving €152 million
- Irish success rate: 23.51% (European Member State average: 21.68%)
- Higher education research accounts for 57% of funding
- Lack of ERC Advanced Grants to date is a concern
- Funding to industry has bypassed FP6 (2.5 years versus 5 years)
- A strong performance in keeping with our target of €600m for FP7
- **FAFB: 151 participations; 32 successes; €8.6 million – Ireland's highest success rate in Cooperation programme**




Ireland compared to our peers

Country	Applicants in retained proposals from country	Population Adjustment Factor	Applicants in Retained Proposals (Pop. Adj.)
UK - United Kingdom	5,249	14.55	361
AT - Austria	1,103	1.95	564
FI - Finland	960	1.25	768
DK - Denmark	901	1.31	688
IE - Ireland	546		546
PT - Portugal	730	2.55	287
HU - Hungary	594	2.36	252
RO - Romania	433	5.29	82
CZ - Czech Republic	541	2.43	223
SI - Slovenia	348	0.48	731
BG - Bulgaria	305	1.71	178



Some observations

- Our target audience - we're only recently seeing newcomers
SFI funded researchers and the FP7 KBBE biotech gap
- Primarily driven by individuals – little evidence of clusters leveraging bigger parts of FP7 projects, having higher aspirations
Average volume of funding per participation: €279,636
€million+ proposals: Marie Curie Co-fund & ERC beginning to dominate – Agrifood?
- First reporting of research and public orgs - success rates strong but hiring moratorium an issue
Teagasc: 46 participations; 14 successes; 30% success rate; €2.8 million
Marine Institute: 21 participations; 11 successes; 50% success rate; €2.4 million
- The FP7 opportunity is growing year on year. We need to double annual activity by 2012 to keep up with the growing opportunity...



Services available

- General FP7 training
- Theme-specific information days
- Client-specific activities
- Showcasing Technical Excellence: high level events in Brussels
- Meeting room facilities in Brussels
- Financial support:
 - ◆ Travel Support for multiple visits
 - ◆ Coordination Support
 - ◆ Feasibility Study for Companies
- Proactive 'Marketing' of FP7 Ireland locally and internationally

See: www.fp7ireland.com for details